


1. If you have your bill, you can simply scan the QR code located at the top of the bill using your smartphone's camera and it will take you to the Utility Billing Online payments website.



2. Once the QR code is scanned, you can register to create an account or if you have already created an account, you can login following the steps below.
3. Please go to our new website at <https://www.municipalonlinepayments.com/townofkurebeachnc> and register if you have not already.
  - a. Click on LOGIN/REGISTER



- b. On the following screen click on REGISTER at the bottom.



### Login

Email address

Password

Login

Forgot password?

Don't have an account?

- c. Fill out your login information. Password must be 7 or more characters long and contain a number and a special character.



## Register

**Email** required

**Password** required

**Confirm Password** required

**Name**

**Phone number**

[Already have an account? Login](#)

4. You will get an email to the address used in the prior screenshot. You may need to check your SPAM, JUNK, DELETED folders as some mail providers will see it as such. Once you locate the email, please hit ACTIVATE to register the email.
5. Once you are registered or if you are already registered, please log into the website.

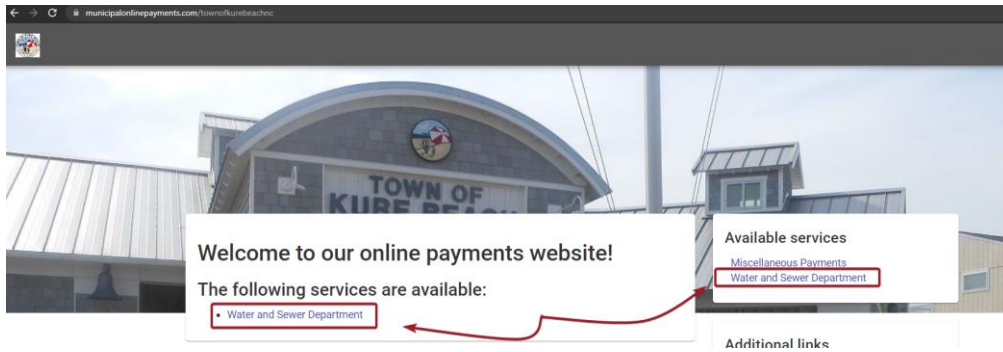


## Login

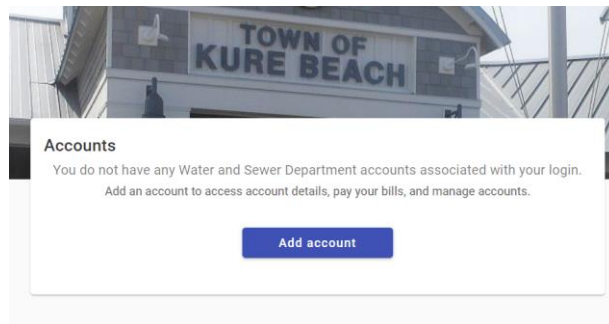
[Forgot password?](#)

[Don't have an account? Register](#)

6. Once logged in, click on one of the 2 options highlighted below to get to the Utility Billing Application.




7. If you are new to the page, you will need to associate your Utility Bill to the online login. Click on **ADD AN ACCOUNT** and enter in the account number with dashes and the last payment amount and click on **ADD ACCOUNT**. If you do not know this review your last printed bill or call the office.





8. Once the account is registered to your login, you can now pay and view their bill online. You will also have access to do AutoPay (recurring draft by credit card or eCheck or Schedule a Payment (one time draft by credit card – not recurring)).

9. The Account number and Last Payment Amount can be located on the bill shown below in example.



TOWN OF KURE BEACH, NC  
117 Settlers Lane  
Kure Beach, NC 28449  
(910) 458-8216


Account Number	AMOUNT DUE
11-111111-111	\$68.08
Due Date	After Due Date Pay
5/15/2023	\$78.08
Service Address	

There will be a charge on all returned checks.  
Please return this portion with your payment.  
When paying in person, please bring both portions of this bill.

TOWN OF KURE BEACH, NC  
117 Settlers Lane  
Kure Beach, NC 28449

**CUSTOMER ACCOUNT INFORMATION - RETAIN FOR YOUR RECORDS**

Name		Service Address			Account Number	
Status	Billing Period From	Billing Period To	# Days	Bill Date	Penalty Date	Due Date
Active			31			



PREVIOUS BALANCE	\$68.08
PAYMENTS	\$68.08-
ADJUSTMENTS	\$0.00
PENALTIES	\$0.00
PAST DUE AMOUNT	\$0.00

10. Once you have entered in the Account Number and the Last Payment amount you will now be able to view your account every time you log in to the website.

